

What are Symptoms of Cataracts?

Cataracts usually develop slowly and painlessly over time – in fact, in early stages, symptoms may be so mild that you may not even realize your vision is changing. However, as cataracts become more dense, you will experience one or more of the following symptoms:

- Blurry or cloudy vision
- Glasses prescription changes often
- Colors appear dull and washed out
- Difficulty reading in low light
- Poor night vision
- Halos or glare around lights

Know When It's Time for Cataract Surgery

If left untreated, cataracts will eventually begin to interfere with normal, everyday activities. The time to have cataract surgery is when your quality of life has been impacted by poor vision. For many patients, this includes difficulty driving at night, reading or other hobbies. With today's safer, more precise technology, there's never been a better time to have cataract surgery. There is no need to suffer with cataracts any longer!

What is a Cataract?

Cataracts are typically caused by the natural aging process that occurs inside of the eye. It's a gradual clouding of the eye's clear, natural lens that can, over time, make your vision less sharp.

 **MORE THAN** 
20.5 MILLION
AMERICANS HAVE CATARACTS

50%

More than half of all Americans develop cataracts by age 80

98%

Cataract surgery has an overall **success rate of over 98%**



Changes in Your Vision

If you are over 55 and have noticed a decrease in your vision, you may be suffering from cataracts. Many patients are surprised to know that cataracts are quite common – in fact, more than 20.5 million Americans have cataracts.

Cataract surgery in Pennsylvania has become safer, with the potential for exceptional visual results, thanks to amazing advancements in cataract technology.

This guide will explain cataracts and treatment options to help you make an educated and informed decision when considering cataract surgery in Pennsylvania.

Call to schedule your appointment!

A Community Service Project Sponsored By:



Berwick | Bloomsburg | Dallas | Hazleton
Kingston | Nanticoke | West Pittston

(888) 658-7986 | icarespecialists.com

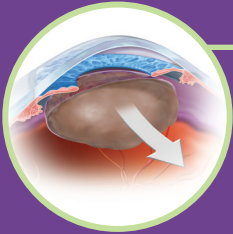
PENNSYLVANIA CATARACT GUIDE



Advanced Cataract Technology
Leading to Better Quality
Vision and Lifestyle

Cataract Surgery Step-By-Step

With modern cataract surgery, there are no injections, no stitches. You may be given mild medication to relax you, and you'll be awake and comfortable. Recovery is quick – you may resume most activities the next day.

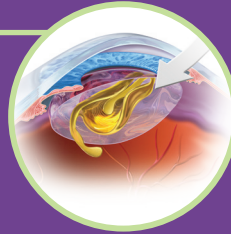


STEP ONE

Your surgeon will use an ultrasound probe to break up and remove the cloudy, cataract-affected lens.

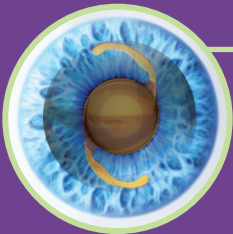
STEP TWO

The flexible lens implant is rolled and inserted into the eye, at which it unfolds into position.



STEP THREE

With the cataract removed, and the new lens in place, you will be able to focus properly.



Outpatient Cataract Surgery – Standard of Care

Cataract surgery is typically performed as an outpatient procedure at a dedicated surgery center that is designed for your safety, comfort and convenience. Outpatient cataract surgery is more affordable than hospital-based cataract surgery, as your out of pocket expenses will be less, and the costs to Medicare and insurance are also reduced.

MORE OPTIONS THAN EVER BEFORE!

Laser Cataract Surgery

With today's modern technology, there are now advanced options in the way cataracts are removed. The latest in cataract surgery involves the use of an FDA approved laser. The laser replaces the traditional metal blade, providing more precision, safety and accuracy for exceptional results.

Lifestyle Lenses - More Freedom and Better Vision

There are now more options available than ever before with Lifestyle lenses. Patients now have the option to enjoy more freedom from glasses and contacts after their cataract procedure. Many patients are excited to learn that they can reduce, and even eliminate, the need for glasses and contacts, allowing them to enjoy life to its fullest.

Advanced Vision Testing

State-of-the-art testing and technology is available for those who want to enjoy freedom from glasses, along with astigmatism correction with their cataract procedure.

How Do I Know What is Right for Me?

When you have a comprehensive eye examination with your doctor, they will discuss with you these options and help you determine which is best for your vision and your lifestyle.

Multifocal Lens

- ★ Improved near, intermediate & distance vision
- Reduces need for any glasses



Astigmatism Correcting Lens

- ★ Improved distance vision
- Moderate to high astigmatism reduction
- May need glasses for specific tasks



Standard Lens - Basic Surgery

- No astigmatism reduction
- May need glasses for ALL tasks



Understanding Medicare Benefits

Traditional cataract surgery with a standard lens is usually covered by Medicare and insurance when it's medically necessary (co-insurance and deductibles may apply). Your doctor can let you know if your eye condition meets the Medicare standards for medical necessity or if surgery is medically necessary for other reasons. If you choose Laser Cataract Surgery or an advanced Lifestyle Lens, there is an additional out of pocket cost. Considering the visual benefits and freedom that comes with these options, many patients feel the additional cost is justified and an investment that will improve their lifestyle. Many practices offer payment plans to help with the additional cost.

