

CATARACT SURGERY GUIDE

www.icarespecialists.com
1-877-489-7405



What is a Cataract?

Your natural lens (in your eye) which has become cloudy due to aging. During cataract surgery, your natural, cloudy lens is replaced with a clear, artificial lens called an intraocular lens (IOL).

What is Astigmatism?

- Abnormal shape of the eye affects the vision quality
- Glasses reduce astigmatism to help you see better
- Laser cataract surgery can also correct astigmatism

Why Correct Astigmatism with Surgery?

- Improves the quality of vision after cataract surgery
- Decreases dependency on glasses after surgery
- If NOT corrected, there is a greater need for glasses after surgery

Benefits of Advanced Lens Technology

Advanced IOLs help provide an increased range in vision that cannot be achieved by the standard monofocal lenses that are covered by insurance. There are a wide variety of lenses to help meet your vision needs, each with their own unique characteristics. We will work with you to determine the best lens option for your lifestyle and specific vision goals!

Types of Cataract Surgery

Laser-Assisted Cataract Surgery

- Newer more gentle method
- Precise incisions made with a laser
- Astigmatism reduced by special laser incisions

Traditional Cataract Surgery

- Incisions made with a blade
- All steps done by hand
- Astigmatism NOT corrected

Types of Intraocular Lenses (IOLs)

- Standard Monofocal
- Toric
- Multifocal
- Light Adjustable Lens (LAL)

FINANCING OPTIONS

- Deferred interest and low monthly payment options available
- Can be used for most medical expenses
- Quick application process



Cataract Evaluation Information

www.icarespecialists.com

Cataract Signs and Symptoms

What is a cataract?

A cataract is the natural clouding that develops in the eye's crystalline lens. As the leading cause of vision loss among adults age 60 or older, cataracts impair vision, making everyday activities increasingly difficult.

What causes a cataract?

The most common factor for developing a cataract is age. Other contributing factors may include increased exposure to sunlight, diabetes, ocular inflammation, ocular trauma and family history. Certain medications can also promote cataract formation.

What are the symptoms?

Cataracts cause a variety of symptoms and each patient's symptoms can be unique. The most common are a decrease in vision, glare or poor night vision. Some people experience double vision or muted colors. Patients may not notice a cataract has formed, as it is usually a slow process and we visually compensate. It can take anywhere from a few months to several years for a cataract to fully develop.

Is cataract surgery effective?

Yes! Many patients report vision that is even better than before they developed cataracts. Modern cataract surgery is considered one of the most effective medical procedures used today.

Can a cataract come back?

Over time, the lens implant can develop a "film" behind it, which can again cause symptoms of blurred vision. A simple laser capsulotomy procedure can be performed to create an opening in the film in order to restore normal vision.

Steps To Take Prior to Your Cataract Evaluation



One week prior to your evaluation:

- Warm Compress:** soak a clean washcloth in warm water (as warm as tolerable) and apply to closed eyes 2 times per day for 5-10 minutes.

- Lid Hygiene:** after the warm compress, firmly scrub the eyelids with a warm cloth and diluted Johnson's Baby Shampoo for 1-2 minutes. This should be done 1 time per day.

- Artificial Tears:** apply 1 drop to each eye 4 times per day. You may use any brand/generic form of artificial tears, as well as either drop or gel form. Our preferences are:
 - Oasis TEARS® Preservative-Free Lubricant Eye Drops
 - TheraTears® Lubricant Eye Drops
 - GenTeal® Moderate to Severe Dry Eye Relief Drops or Gel

Please note that if you wear contacts, you will be asked not wear them for 1-4 weeks ahead of your appointment, depending on the type of contact that you wear.

What To Expect During Your Cataract Evaluation

The exam duration is 3 hours and it consists of 4 parts:

- **Part 1:** Pre-exam workup with technician. May have specialized testing same day or on a future date.
- **Part 2:** Cataract videos with dilation
- **Part 3:** Examination and discussion with surgeon
- **Part 4:** Meeting with our surgical coordinator to review information and discuss cost and schedule surgical dates



Frequently Asked Questions



What if I recently had an exam?

Although routine eye exams are great for your regular eye health, your cataract evaluation requires specialized testing not performed during a routine eye exam. These tests help create the most up-to-date plan for your surgery, if indicated by our surgeons.



Am I having surgery today?

No! This is an evaluation to meet the surgeon and get accurate measurements to prepare for surgery.



How soon can I schedule surgery?

If surgery is recommended, you will meet with a surgery coordinator who will help you select a date for your surgery (typically scheduled 2-3 weeks from evaluation).



How much will surgery cost?

If you are a candidate for cataract surgery, our surgical coordinator will review and discuss all details regarding payment.



Why Choose Eye Care Specialists?

Our expert cataract surgeons offer a full range of vision-restoring solutions, including premium intraocular lenses such as multifocal and Light Adjustable Lenses (LAL). These advanced options are designed to reduce dependence on glasses and deliver clearer, sharper vision tailored to your lifestyle. At Eye Care Specialists, you will experience personalized cataract care with outstanding outcomes.

Our Cataract Surgeons



**Dr. Richard
Roth, DO**



**Dr. Michael
Fasano, DO**










**Dr. Daniel
Lutz, MD**

Contact Us

1-877-489-7405

www.icarespecialists.com

Which Cataract Option Is Right for You?

	Light Adjustable Lens	Visual Freedom	Clarity Plus	Clarity	Basic
Your Treatment Includes:	<ul style="list-style-type: none"> • RxSight Light Adjustable Lens • Astigmatism Reduction • May include Laser Assisted Cataract Surgery • Personalized, Adjustable, AFTER Surgery 	<ul style="list-style-type: none"> • Premium Multifocal Lens • Astigmatism Reduction • May Include Laser Assisted Cataract Surgery 	<ul style="list-style-type: none"> • Astigmatism Reduction <p>Your Treatment May Also Include:</p> <ul style="list-style-type: none"> • Laser Assisted Cataract Surgery • TORIC Monofocal Lens Implant 	<ul style="list-style-type: none"> • Minimal Astigmatism Reduction • No Laser Assisted Cataract Surgery • Manual Limbal Relaxing Incision (LRI) 	<ul style="list-style-type: none"> • No Astigmatism Reduction • Standard Blade Procedure • Standard Monofocal Lens Implant
Goal	Reduce or eliminate need for most glasses	Reduce or eliminate need for ANY glasses	Reduce or eliminate glasses for distance	Minimal astigmatism reduction, may need glasses for certain tasks	Improve vision, may need glasses for all tasks
Nighttime Glare and Halo	Minimal	Moderate	Minimal	Minimal	Minimal
Near You may need glasses at this distance					
Intermediate You may need glasses at this distance					
Distance You may need glasses at this distance					
Cost	\$4,725 per eye	\$3,750 per eye	\$2,600 per eye	\$1,550 per eye	Covered by Insurance

All fees are in addition to what your medical insurance will be billed and does not include copays and/or deductibles if applicable.
\$120 Advanced Vision Testing fee due day of surgery to the surgery center, separate from copays and/or deductibles.

Cataract Options

Vision Plan	Light Adjustable Lens (LAL)	Visual Freedom	Clarity Plus	Clarity	Basic
Goal	Reduce or eliminate need for most glasses	Reduce or eliminate need for ANY glasses	Reduce or eliminate glasses for distance	Minimal astigmatism reduction, may need glasses for certain tasks	Improve vision, may need glasses for all tasks
Adjustable After Surgery	✓				
Multifocal Lens		✓			
Laser Assisted Surgery Available	✓	✓	✓		
Astigmatism Reduction	✓	✓	✓	✓	
Extra Testing	✓	✓	✓	✓	